



Never lose a sample again

Sample identification guide book

Who is Brady?

Brady is a worldwide identification partner

Brady develops products to identify and protect people, products and places. We provide complete solutions for all your needs in product, safety and wire & cable identification.

Laboratory identification specialist

Extensive material knowledge combined with chemical expertise enables Brady to develop durable labels that perform throughout sample storage and processing. Brady also offers quality safety identification.

Durable and sustainable

Our identification solutions are developed for outstanding durability, using sustainable production processes.

Ease of application

Our materials are designed to be easy and quick to apply, so you can achieve more in less time.

Ready when you need it

Our distribution network ensures you get the products you need, when you need them.




Table of contents

- 2 Who is Brady?
- 4 A rising tide of samples
- 5 Cost of sample loss
- 6 Hand-written vs. printed labels
- 9 Cryo samples identification
- 11 Vial & tube identification
- 13 Bottles & conicals identification
- 15 Slides identification
- 17 Water dissolvable identification
- 19 Sterilisation indicating labels
- 21 General purpose identification
- 23 On site label creation
- 24 Printer comparison guide
- 26 Labelling software

A rising tide of samples

The 21st century has brought unprecedented medical advances, and those advances are continually changing the way we diagnose, treat and cure disease. But change does not come without its challenges. For laboratories, the rising tide of samples has put increased scrutiny on the way you identify, track and report samples.



Cost of sample loss

We recently surveyed 350 scientists about their sample management processes. Nearly 60% of them reported having occasionally lost samples due to label failure, and almost half of those reported the loss impacted more than 2% of their samples.

Loss means different things across various types of labs, from a minor inconvenience to major devastation.

- In a clinical setting, sample loss can lead to misdiagnosis, delays in diagnosis or even fatalities and law suits.
- In a pharmaceutical environment, it can postpone or halt drug development and production.
- In an academic laboratory, it can impair or even void your findings.
- In a biotechnology setting, it can compromise your quality control, data integrity, or drug safety. It also opens the door for the possibility of intellectual property loss or delay in technology and product.

In any of these situations, a single sample loss can mean critical data or information will have to be reproduced at a potentially huge additional cost.



Hand-written vs printed labels

Did you ever have to postpone research because of unidentified samples, or because nobody was able to read anymore what was once written on the sample you need? Printed laboratory labels, engineered specifically to identify samples, help avoid sample loss and a lot of frustration.



Hand-written information

- Is difficult to read
- Smears when handled
- Has limited communication potential
- Fades over time when stored
- Is erased by chemicals

Printed laboratory labels

- Are crisp, clear and readable
- Do not smear nor fade
- Can hold much information
- Have increased durability
- Resist chemicals

Sample identification solutions for laboratories

Brady's laboratory identification products are designed to serve the world's biotechnology, agricultural, environmental and forensic researchers. Whether you work in pathology, histology, chromatography or other areas of science, Brady labelling solutions can help you maintain Good Laboratory Practice.

Brady sample identification solutions:

- match existing vial, slide, and well plate sizes
- remain legible throughout processing and storage
- endure freezer storage, liquid nitrogen, autoclave, hot water baths and solvents including Xylene, DMSO and Ethanol
- allow bar coding for extensive information storage on even the tiniest sample
- integrate seamlessly with your Laboratory Information Management System (LIMS)



This Sample Identification Guidebook presents the most popular sample identification solutions, widely used in the world's leading laboratories. For the full range of materials please visit our webpage: www.bradyeurope.com/lab.



Cryo samples identification

Use

Brady's FreezerBondz™ Labels are designed specifically to identify laboratory samples for cryo storage. FreezerBondz labels can be applied to room temperature or to already frozen samples, albeit with a small overlap. The label will remain legible and will stick to the sample container during processing, even when exposed to extreme heat or chemicals like DMSO, Xylene and Ethanol. Barcode printable, FreezerBondz labels ensure sample identification in the most challenging laboratory conditions.

B-492 is also offered as a label strip that enables simultaneous identification of 8 PCR tubes at once.

Product

- **Brady number:** B-490 (flat surface) and B-492 (round surface)
- **Material:** polyester
- **Adhesive:** chemical and temperature resistant
- **Thickness:** 0.053 mm (B-490) and 0.081 mm (B-492)
- **Length:** fixed and variable



Freezer



L. Nitrogen



Hot Water

Type in the B-number at www.bradyeurope.com/tds for more technical information



Vial & tube identification

Use

Brady's polyester B-461 and B-488 sample identification labels are ideal to identify vials, centrifuge tubes, test tubes, straws and slides. They can resist freezer, autoclave and liquid nitrogen (B-461) temperatures. The information printed on the label will remain crisp, even when exposed to chemicals. These labels also feature write-on capabilities.

Product

- **Brady number:** B-461 (round surface) and B-488 (flat surface)
- **Material:** polyester
- **Adhesive:** chemical and temperature resistant
- **Thickness:** 0.0483 mm (B-461), 0.0914 mm (B-488)
- **Length:** fixed and variable



Freezer



L. Nitrogen




Hot Water



Autoclave

Type in the B-number at www.bradyeurope.com/tds for more technical information



Bottles & conicals identification

Use

B-499 sample identification labels are perfect to identify bottles and conicals. This thick nylon cloth label is easy to handle and has great flexibility, enabling it to easily wrap around curved sample containers. The identification label will remain attached and legible, even when the sample is stored in a freezer, in liquid nitrogen or heated in an autoclave.

Product

- **Brady number:** B-499
- **Material:** nylon with polyimide coating
- **Adhesive:** chemical and temperature resistant
- **Thickness:** 0.166 mm
- **Length:** fixed and variable



Freezer




L. Nitrogen



Autoclave

Type in the B-number at www.bradyeurope.com/tds for more technical information



Slides identification

Use

Brady's StainerBondz™ Labels are designed specifically to identify slides and to resist exposure to harsh chemicals during the slide staining process. They perform well in the hematoxylin and eosin slide staining process and offer superior chemical resistance also useful in other laboratory contexts. StainerBondz™ can resist temperatures ranging from -80°C (freezer) up to 121°C (autoclave).

Product

- **Brady number:** B-481
- **Material:** polyester
- **Adhesive:** chemical and temperature resistant
- **Thickness:** 0.0838 mm
- **Length:** fixed



Freezer



Hot Water



Autoclave

Type in the B-number at www.bradyeurope.com/tds for more technical information



Water dissolvable identification

Use

The B-403 water dissolvable paper label is self-adhesive and extremely easy to apply. Exposing the label to warm water will completely dissolve it within 30 seconds, without damage to the surface it was applied to, and without leaving any residue. B-403 reduces the labour required to remove labels, reduces maintenance to filters and drains and enables easy re-identification of reusable items.

Product

- **Brady number:** B-403
- **Material:** paper
- **Adhesive:** chemical and temperature resistant
- **Thickness:** 0.0762 mm
- **Length:** variable



Freezer

Type in the B-number at www.bradyeurope.com/tds for more technical information.



Sterilisation indicating labels

Use

The B-7425-AC material is a steam sterilisation indicating polypropylene label with a preprinted header that displays “STERILIZED” when exposed to autoclave conditions. It’s ideal for use in sample tracking, inventory management, general tracking, and identification of laboratory materials that require sterilisation.

Product

- **Brady number:** B-7425-AC
- **Material:** polypropylene
- **Adhesive:** chemical and temperature resistant
- **Thickness:** 0.102 mm
- **Length:** fixed



Freezer



L. Nitrogen



Autoclave

Type in the B-number at www.bradyeurope.com/tds for more technical information.



General purpose identification

Use

Just like a durable sample label lets you know which sample you are holding, a cabinet or drawer label can inform you of the cabinet's content. With proper identification, time spent looking for the right sample or tool can be invested in what really matters. To identify drawers, cabinets, shelves and storage units, Brady offers the B-595 General Purpose Label.

Product

- **Brady number:** B-595
- **Material:** vinyl
- **Adhesive:** chemical and temperature resistant
- **Thickness:** 0.10 mm
- **Length:** fixed and variable



White



Yellow



Red



Green



Blue



Orange



Black



Transparent

Type in the B-number at www.bradyeurope.com/tds for more technical information



On-site label creation

Brady printers enable professionals to print highly specialised identification labels on-site and on demand. Partnered with customisable software and a specific application system for laboratories, adaptable to specific processes or data file formats, Brady printers support considerable time savings and flexibility in sample identification.

Every Brady identification label can be printed on-site using a Brady mobile, or benchtop printer. See our printer comparison guide or contact your Brady distributor to help choose the best printer for your needs.



Portable printers

	Usage per day	Text sizes	Label dimensions width max / min	Stand-alone printing (detached from PC)
 <p>BMP[®]61 LABEL PRINTER</p>	750	4 to 174 pt	50.80 mm / 6.40 mm	Stand-alone & peripheral
 <p>BMP[®]71 LABEL PRINTER</p>	1000	4 to 174 pt	Continuous : 50 mm / 9 mm Die-cut: 50 mm / 6 mm	Yes PC connectivity via USB
 <p>BMP[®]51 LABEL PRINTER</p>	500	4 to 102 pt	38 mm / 6 mm	Yes PC connectivity via USB, Wifi, LAN + Bluetooth
 <p>M210-LAB LABEL PRINTER</p>	100	6 to 40 pt	9.05 mm / 6.35 mm	Yes
 <p>BradyPrinter M611 MOBILE LABEL PRINTER</p>	750	4 - 174 pt	50,80 mm / 6,40 mm	Compatible with any smartphone

Benchtop printers

	Usage per day	Text sizes	Label dimensions width max / min	Stand-alone printing (detached from PC)
 BradyJet J2000 COLOR LABEL PRINTER	3000	via software	101.60 mm / 19 mm	Peripheral
 BradyPrinter i5100 INDUSTRIAL LABEL PRINTER	5000	via software	116 mm / 5 mm	Stand-alone & peripheral
 BradyPrinter i7100 INDUSTRIAL LABEL PRINTER	7000	via software	110 mm / 4 mm	Stand-alone & peripheral
 BradyPrinter i3300 INDUSTRIAL LABEL PRINTER	1000	via software	106 mm / 6.35 mm	Peripheral
 BBP 12 LABEL PRINTER	500	via software	112 mm / 10 mm	Stand-alone & peripheral

Design any label with Brady Workstation apps

Brady Workstation offers professional, intuitive apps to design quality product and cable labels and safety signs. Label design becomes easier, faster and quickly adaptable to new label norms thanks to centralised updates.

Select the apps you need

Simply select the apps you need, download the 30-day trial and purchase when satisfied.

Here are just a few of the sample containers included in Brady Workstation:

- Cryovials
- Slides
- Tissue cassettes
- Well plates
- Centrifuge tubes



Try it today! Discover Brady Workstation at www.bradyeurope.com/workstation or download at workstation.bradyid.com.

Design lab sample labels on your smartphone

With Brady's Express Labels app, you can design complex laboratory sample labels with any smartphone. Practical label design wizards are included to easily create labels for vials with cap, slides, boxes and tubes. Designs can be sent with a single touch to a compatible Brady printer including the BMP51 Label Maker, BMP61 Label Printer and BradyPrinter M611 to identify your samples with reliable labels.



Twój dystrybutor marki Brady:



HTS-Polska Strzyga sp.j.

Wola Pieczyska 27
05-650 Chynów49
NIP: 797 202 62

T: +48 22 619 07 70

M: +48 505 612 159

M: +48 501 753 716

e-mail: info@hts-polska.pl

Africa

Randburg, South Africa
Tel.: +27 11 704 3295
Email: africa@bradycorp.com

Benelux

Zele, Belgium
Tel.: +32 (0) 52 45 78 11
Email: benelux@bradycorp.com

Central & Eastern Europe

Bratislava, Slovakia
Tel.: +421 2 3300 4800
Email: central_europe@bradycorp.com

Denmark

Odense
Tel.: +45 66 14 44 00
Email: denmark@bradycorp.com

France

Poncq
Tel.: +33 (0) 3 20 76 94 48
Email: france@bradycorp.com

Germany, Austria & Switzerland

Egelsbach, Germany
Tel.: +49 (0) 6103 7598 660
Email: germany@bradycorp.com

Hungary

Budaörs
Tel.: +36 23 500 275
Email: central_europe@bradycorp.com

Italy

Gorgonzola
Tel.: +39 02 26 00 00 22
Email: italy@bradycorp.com

Middle East FZE

Dubai, UAE
Tel.: +971 4881 2524
Email: me@bradycorp.com

Norway

Kjeller
Tel.: +47 70 13 40 00
Email: norway@bradycorp.com

Spain & Portugal

Madrid, Spain
Tel.: +34 900 902 993
Email: spain@bradycorp.com,
portugal@bradycorp.com

Sweden, Finland, Baltic states

Kista, Sweden
Tel.: +46 (0) 8 590 057 30
Email: sweden@bradyeurope.com

Turkey

Istanbul
Tel.: +90 212 264 02 20 / 264 02 21
Email: turkey@bradycorp.com

UK & Ireland

Banbury, UK
Tel.: +44 (0) 1295 228 288
Email: uk@bradycorp.com

30/03/2022



Y4092460

EUR-M-749-EN

© 2022 Brady Worldwide inc. All rights reserved

